

## Frequently Asked Questions

Q.1. How can I replace my mark sheet, photo and signature?

Step 1: Login with your applicant Id and password (Id and Password already sent through SMS at the time of registration).

**Tamralipta Mahavidyalaya**  
NAAC Accredited 'A' Grade (CGPA-3.12) College  
UG Online Admission: 2020-21

Home Important Dates Application Procedure Course Contact Us Merit List Counselling Status

**Current Events**  
Form fillup Starting Date: 20-07-2020  
**NEW**  
Form fillup Closing Date: 05-08-2020  
Payment Deadline: 05-08-2020  
Time Remaining to Close:  
**7 day 3.0 hrs 4 min 55 sec**

**Five Easy Steps to apply online**  
1. Fill The Personal details & Upload color Photo, signature  
2. Fill The Educational Detail(H \$)  
3. Fill Your Preferred Subject Combination  
4. Pay The Fee through online  
5. Print Your Form  
[For More...](#)

**Help Line**  
Enquiry: 983 606 360 9, 9903 788 192


**Introduction**  
(Last Update: 27/05/2019)


**LATE SRUTINATH CHAKRABORTY (FOUNDER)**  
Since the opening session 1948-49, the college was affiliated to the University of Calcutta in English, Bengali, Sanskrit, History, Logic, Civics, Commercial Geography, Commercial Arithmetic, Elements of Book Keeping to I.A. standard and organizers were motivated to introduce I.Sc. course from the very next session.  
From the very beginning of the Commerce department was run in the evening in the interest of the otherwise employed students. But with the increasing tendency of the girl students to study commerce, the department was shifted from the evening to the morning. In view of the ever-increasing need and demand of the locality, Calcutta University offered affiliation in Honours Course in Bengali, English, Chemistry, History, Political Science, Mathematics, Economics and Accountancy at degree level in quick succession. But since 1985, the affiliation of the colleges of undivided Midnapore district was changed from C.U. to V.U. by the Govt. policy and affiliation in Honours course was obtained from V.U. in Physics, Zoology, Botany, Physiology, Philosophy and Sanskrit. Recently, self-financed courses in Geography, Education, Physical Education, Computer science have been introduced.  
The college is now more or less equipped with a good no. of faculty members, technical staff and ministerial staff. It is governed by a well-coordinated Governing Body.

[Apply for Admission - 2020](#)

**Department Info & Notification**  
[Important Dates NEW](#)  
[Note for online payment NEW](#)

**Sign In For Registered Candidate**  
**Applicant Id** \*  
  
**Password** \*  
  
[LOGIN](#)  
[I can't access my account ?](#)

Step 2: After login the screen shown bellow. Now click on “Show more profile” (pointed by  shown in screen).



**Tamralipta Mahavidyalaya**  
NAAC Accredited 'A' Grade (CGPA-3.12) College  
UG Online Admission: 2020-21

Hi BD SD | Logout

---

Home | Important Dates | Application Procedure | Course | Contact Us | Merit List | Counselling Status

---

Application Number: AP209675647B08SD : Name : BD SD [Show More Profile Info](#)

**Applicant Profile:**

<b>Application ID :</b>	AP209675647B08SD	<b>Gender :</b>	Male
<b>Name:</b>	BD SD	<b>Category :</b>	General
<b>D.O.B :</b>	October 8, 1982	<b>Father Name :</b>	CD

**Forms you have applied :**

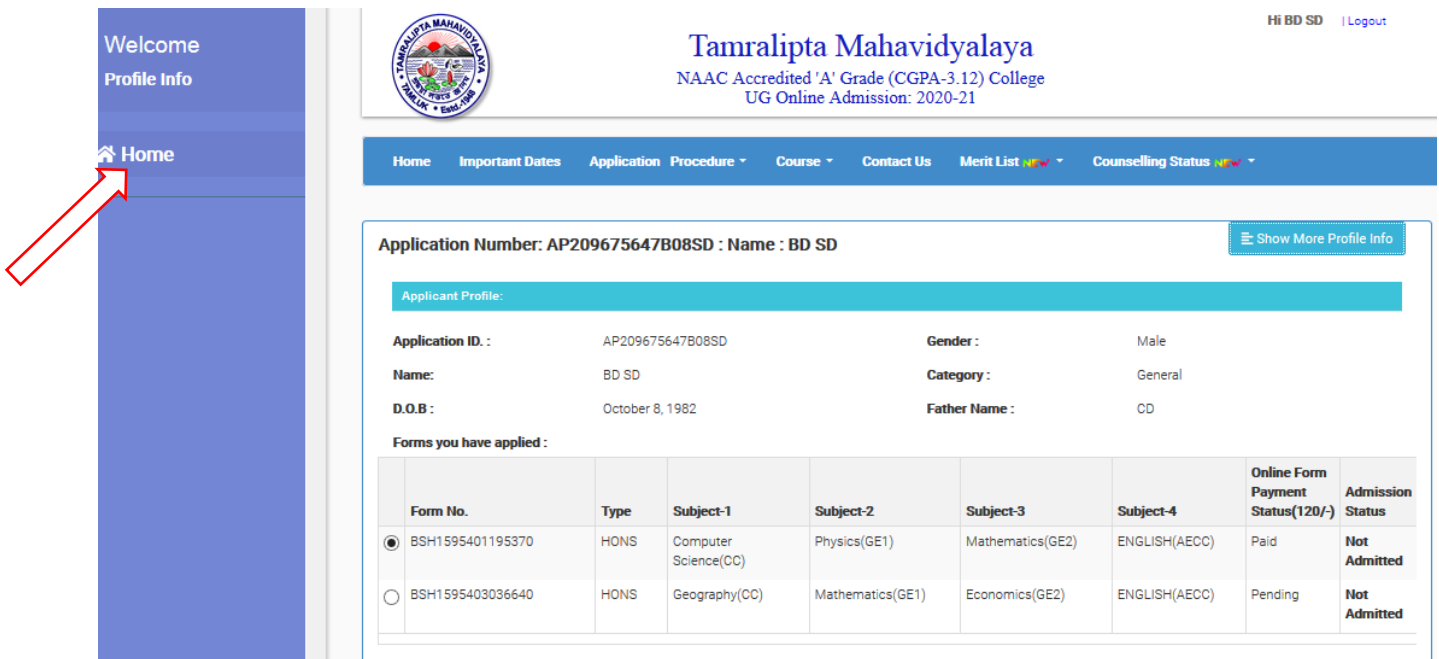
Form No.	Type	Subject-1	Subject-2	Subject-3	Subject-4	Online Form Payment Status(120/-)	Admission Status
<input checked="" type="radio"/> BSH1595401195370	HONS	Computer Science(CC)	Physics(GE1)	Mathematics(GE2)	ENGLISH(AECC)	Paid	<b>Not Admitted</b>
<input type="radio"/> BSH1595403036640	HONS	Geography(CC)	Mathematics(GE1)	Economics(GE2)	ENGLISH(AECC)	Pending	<b>Not Admitted</b>

[Go for Admission](#) [Print Form](#)

Activate | Go to PC set

\*\*The Candidate should take print the Form and keep it for future reference. The Form should not be sent to Tamralipta Mahavidyalaya.

Step 3: Now click on “Home” tab. (pointed by  shown in screen).



Welcome  
Profile Info

**Home**


Application Number: AP209675647B08SD : Name : BD SD [Show More Profile Info](#)

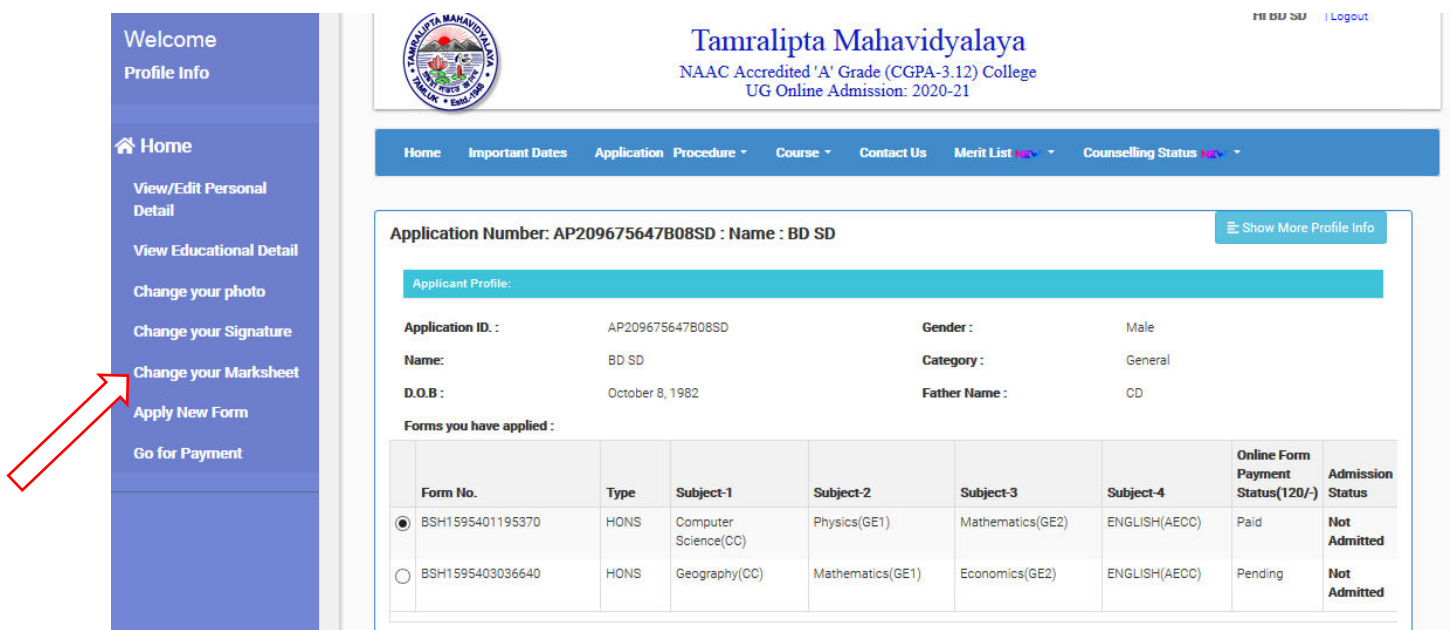
Applicant Profile:

Application ID. : AP209675647B08SD      Gender : Male  
Name: BD SD      Category : General  
D.O.B : October 8, 1982      Father Name : CD

Forms you have applied :

Form No.	Type	Subject-1	Subject-2	Subject-3	Subject-4	Online Form Payment Status(120/-)	Admission Status
<input checked="" type="radio"/> BSH1595401195370	HONS	Computer Science(CC)	Physics(GE1)	Mathematics(GE2)	ENGLISH(AECC)	Paid	Not Admitted
<input type="radio"/> BSH1595403036640	HONS	Geography(CC)	Mathematics(GE1)	Economics(GE2)	ENGLISH(AECC)	Pending	Not Admitted

Step 4: After click on “Home” tab, the page will appear like screen shown bellow. And then click on “Change your Marksheet” tab (pointed by  shown in screen).



Welcome  
Profile Info

**Home**

View/Edit Personal Detail  
View Educational Detail  
Change your photo  
Change your Signature  
**Change your Marksheet**  
Apply New Form  
Go for Payment

Application Number: AP209675647B08SD : Name : BD SD [Show More Profile Info](#)

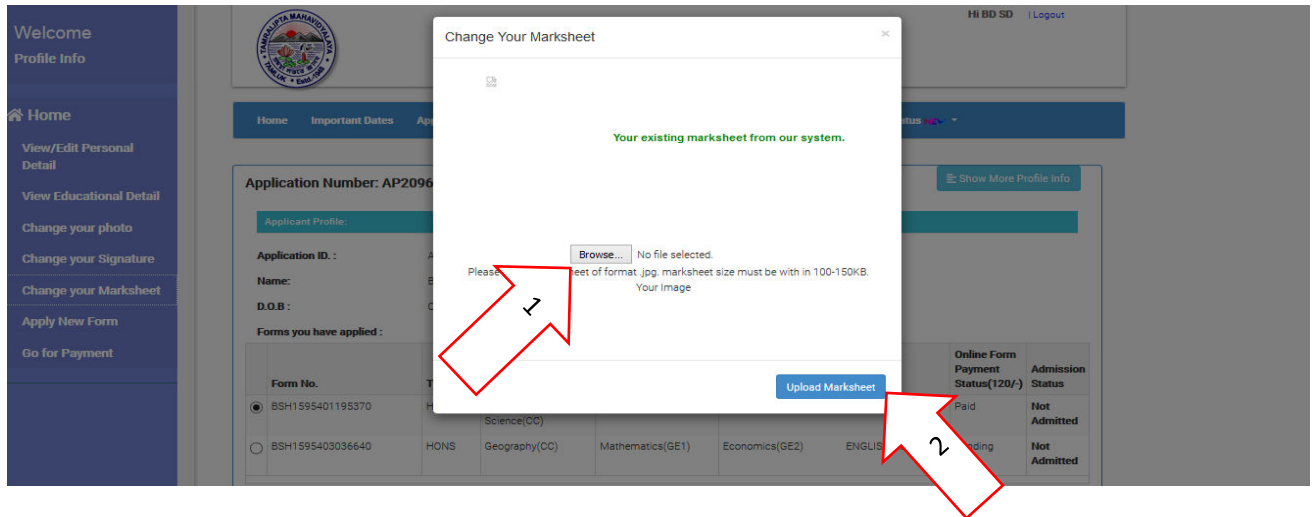
Applicant Profile:

Application ID. : AP209675647B08SD      Gender : Male  
Name: BD SD      Category : General  
D.O.B : October 8, 1982      Father Name : CD

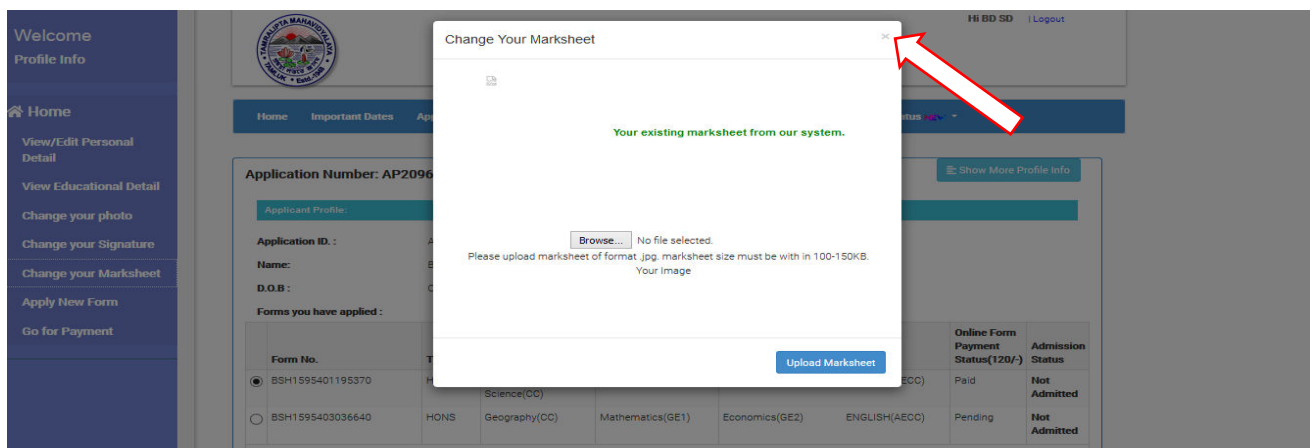
Forms you have applied :

Form No.	Type	Subject-1	Subject-2	Subject-3	Subject-4	Online Form Payment Status(120/-)	Admission Status
<input checked="" type="radio"/> BSH1595401195370	HONS	Computer Science(CC)	Physics(GE1)	Mathematics(GE2)	ENGLISH(AECC)	Paid	Not Admitted
<input type="radio"/> BSH1595403036640	HONS	Geography(CC)	Mathematics(GE1)	Economics(GE2)	ENGLISH(AECC)	Pending	Not Admitted

**Step 5:** The following screen will appear after click on **“Change your Marksheet”**. Now browse your color scan copy of marksheet (**100-150Kb in jpeg/jpg format** pointed as arrow 1) and then click on **“upload Marksheet”** (Pointed as arrow 2).



**Step 6:** Now again click on **“Change your Marksheet”** to check whether upload successful or not, if not shown your uploaded marksheet then reupload carefully otherwise click on close button. (Pointed by arrow in screen bellow).



Note: Candidate can change their photo and signature in similar way.

## Q.2. How can I edit my personal information?

**Step 1: Login with your applicant Id and password (Id and Password already sent through SMS at the time of registration).**

**Tamralipta Mahavidyalaya**  
NAAC Accredited 'A' Grade (CGPA-3.12) College  
UG Online Admission: 2020-21

Home Important Dates Application Procedure Course Contact Us Merit List **NEW** Counselling Status **NEW**

### Current Events

Form fillup Starting Date: 20-07-2020 **NEW**

Form fillup Closing Date: 05-08-2020

Payment Deadline: 05-08-2020

Time Remaining to Close:  
**7 day 3.0 hrs 4 min 55 sec**

### Five Easy Steps to apply online

1. Fill The Personal details & Upload color Photo, signature
2. Fill The Educational Detail(H & S)
3. Fill Your Preferred Subject Combination
4. Pay The Fee through online
5. Print Your Form

[For More...](#)

**Help Line**  
Enquiry: 9836063609, 9903788192

### Introduction

(Last Update: 27/05/2019)

#### LATE SRUTINATH CHAKRABORTY (FOUNDER)

Since the opening session 1948-49, the college was affiliated to the University of Calcutta in English, Bengali, Sanskrit, History, Logic, Civics, Commercial Geography, Commercial Arithmetic, Elements of Book Keeping to I.A. standard and organizers were motivated to introduce I.Sc. course from the very next session.

From the very beginning of the Commerce department was run in the evening in the interest of the otherwise employed students. But with the increasing tendency of the girl students to study commerce, the department was shifted from the evening to the morning. In view of the ever-increasing need and demand of the locality, Calcutta University offered affiliation in Honours Course in Bengali, English, Chemistry, History, Political Science, Mathematics, Economics and Accountancy at degree level in quick succession. But since 1985, the affiliation of the colleges of undivided Midnapore district was changed from C.U. to V.U. by the Govt. policy and affiliation in Honours course was obtained from V.U. in Physics, Zoology, Botany, Physiology, Philosophy and Sanskrit. Recently, self-financed courses in Geography, Education, Physical Education, Computer science have been introduced.

The college is now more or less equipped with a good no. of faculty members, technical staff and ministerial staff. It is governed by a well-coordinated Governing Body.

[Apply for Admission - 2020](#)

### Department Info & Notification

Important Dates **NEW**

Note for online payment **NEW**


### Sign In For Registered Candidate


**Applicant Id** \*

**Password** \*

[LOGIN](#)

[I can't access my account ?](#)

Step 2: After login the screen shown bellow. Now click on “Show more profile” (pointed by  shown in screen).



**Tamralipta Mahavidyalaya**  
NAAC Accredited 'A' Grade (CGPA-3.12) College  
UG Online Admission: 2020-21

Hi BD SD | Logout

---

Home   Important Dates   Application Procedure   Course   Contact Us   Merit List   Counselling Status

---

Application Number: AP209675647B08SD : Name : BD SD [Show More Profile Info](#)

**Applicant Profile:**

<b>Application ID. :</b>	AP209675647B08SD	<b>Gender :</b>	Male
<b>Name:</b>	BD SD	<b>Category :</b>	General
<b>D.O.B :</b>	October 8, 1982	<b>Father Name :</b>	CD


**Forms you have applied :**

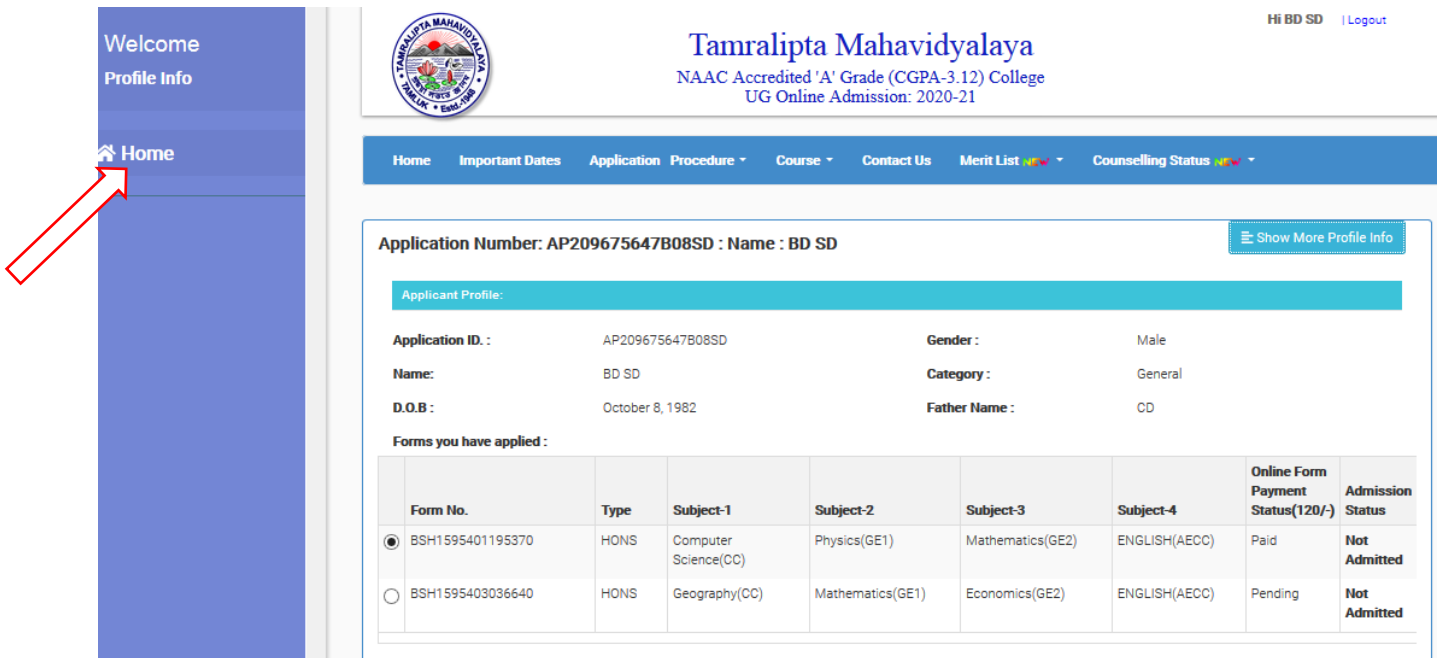
Form No.	Type	Subject-1	Subject-2	Subject-3	Subject-4	Online Form Payment Status(120/-)	Admission Status
<input checked="" type="radio"/> BSH1595401195370	HONS	Computer Science(CC)	Physics(GE1)	Mathematics(GE2)	ENGLISH(AECC)	Paid	<b>Not Admitted</b>
<input type="radio"/> BSH1595403036640	HONS	Geography(CC)	Mathematics(GE1)	Economics(GE2)	ENGLISH(AECC)	Pending	<b>Not Admitted</b>

[Go for Admission](#)   [Print Form](#)

Activate  
Go to PC set

\*\*The Candidate should take print the Form and keep it for future reference. The Form should not be sent to Tamralipta Mahavidyalaya.

Step 3: Now click on “Home” tab. (pointed by  shown in screen).



The screenshot shows the user interface of the Tamralipta Mahavidyalaya UG Online Admission portal. The left sidebar is blue and contains the following menu items: Welcome, Profile Info, Home (highlighted with a red arrow), View/Edit Personal Detail, View Educational Detail, Change your photo, Change your Signature, Change your Marksheet, Apply New Form, and Go for Payment. The main content area displays the user's profile information and a table of applied forms.

**Welcome**  
Profile Info

**Home**

**View/Edit Personal Detail**

**View Educational Detail**

**Change your photo**

**Change your Signature**

**Change your Marksheet**

**Apply New Form**

**Go for Payment**

**Application Number: AP209675647B08SD : Name : BD SD** [Show More Profile Info](#)

**Applicant Profile:**


**Application ID. :** AP209675647B08SD **Gender :** Male

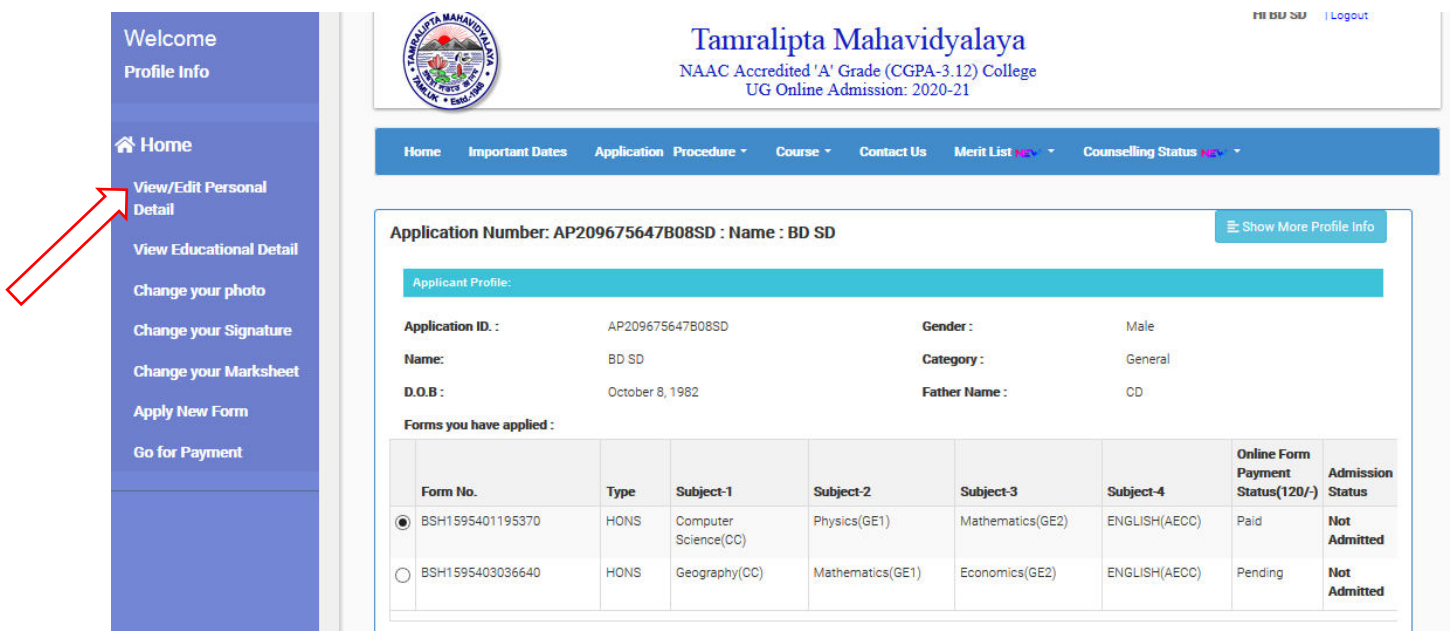
**Name:** BD SD **Category :** General

**D.O.B :** October 8, 1982 **Father Name :** CD

**Forms you have applied :**

Form No.	Type	Subject-1	Subject-2	Subject-3	Subject-4	Online Form Payment Status(120/-)	Admission Status
<input checked="" type="radio"/> BSH1595401195370	HONS	Computer Science(CC)	Physics(GE1)	Mathematics(GE2)	ENGLISH(AECC)	Paid	Not Admitted
<input type="radio"/> BSH1595403036640	HONS	Geography(CC)	Mathematics(GE1)	Economics(GE2)	ENGLISH(AECC)	Pending	Not Admitted

Step 4: After click on “Home” tab, the page will appear like screen shown bellow. And then click on “View/Edit Personal Detail” tab (pointed by  shown in screen).



The screenshot shows the user interface of the Tamralipta Mahavidyalaya UG Online Admission portal. The left sidebar is blue and contains the following menu items: Welcome, Profile Info, Home, View/Edit Personal Detail (highlighted with a red arrow), View Educational Detail, Change your photo, Change your Signature, Change your Marksheet, Apply New Form, and Go for Payment. The main content area displays the user's profile information and a table of applied forms.

**Welcome**  
Profile Info

**Home**

**View/Edit Personal Detail**

**View Educational Detail**

**Change your photo**

**Change your Signature**

**Change your Marksheet**

**Apply New Form**

**Go for Payment**

**Application Number: AP209675647B08SD : Name : BD SD** [Show More Profile Info](#)

**Applicant Profile:**

**Application ID. :** AP209675647B08SD **Gender :** Male

**Name:** BD SD **Category :** General

**D.O.B :** October 8, 1982 **Father Name :** CD

**Forms you have applied :**

Form No.	Type	Subject-1	Subject-2	Subject-3	Subject-4	Online Form Payment Status(120/-)	Admission Status
<input checked="" type="radio"/> BSH1595401195370	HONS	Computer Science(CC)	Physics(GE1)	Mathematics(GE2)	ENGLISH(AECC)	Paid	Not Admitted
<input type="radio"/> BSH1595403036640	HONS	Geography(CC)	Mathematics(GE1)	Economics(GE2)	ENGLISH(AECC)	Pending	Not Admitted

**Step 5:** The following screen will appear after click on “**View/Edit Personal Detail**”. Now change your necessary details (if required) and then click on “**update**” button.

The screenshot shows a 'Personal details' form with the following fields and values:

Name *	BD	MIDDLE NAME(NOT MENDATOR)	CD
DOB *	01/01/1999	Gender Name *	<input checked="" type="radio"/> Male <input type="radio"/> Female <input type="radio"/> Eunuch
Category *	General		
PWD *	<input type="radio"/> Yes <input checked="" type="radio"/> No		
Nationality *	Indian		
Father's Name *	CD	Mother's Name *	LD
Guardian's Name *	CD	Relationship *	FAT
Address *	TAM		
State *	West B.	District *	East Midnapore
		ZIP Code *	721835
Phone No. *	1111111111	E-mail ID	XXXXX@GMAIL.COM

The 'Update' button is highlighted with a red arrow.

**Note:** No updation will be done after closing of form fillup in any situation.

**Q.3. Can I edit H.S. board details and H.S. marks later?**

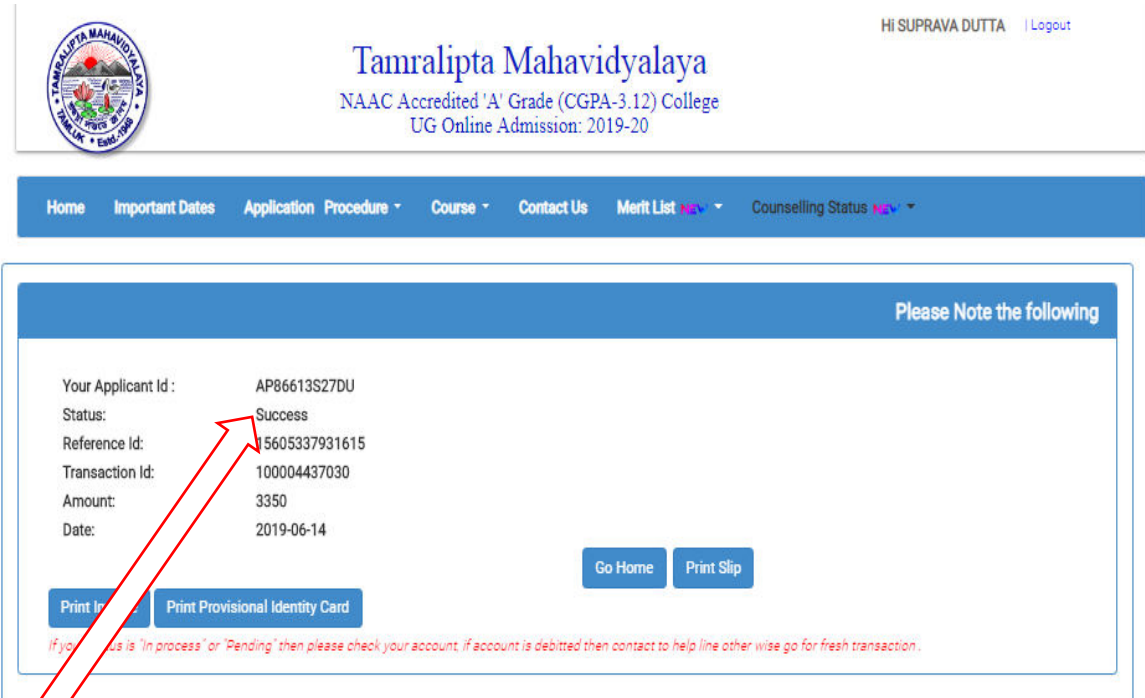
No. If you save your educational information once that can't be modifiable later. So be careful at the time of fillup those information.



#### Q.4. Is amount refundable, if account is debitted for failure transaction?

Yes. The amount will be refunded to the corresponding bank account within 7 to 10 banking days, if the following screen shown in your browser after transaction with status “**Failed/Failure**”.

(Pointed by  shown in screen).



The screenshot shows the Tamralipta Mahavidyalaya UG Online Admission portal. The header includes the college logo, name, and accreditation details. The navigation menu contains links for Home, Important Dates, Application Procedure, Course, Contact Us, Merit List, and Counselling Status. The main content area displays a confirmation message: "Please Note the following". Below this, a table lists transaction details:

Your Applicant Id :	AP86613S27DU
Status:	Success
Reference Id:	5605337931615
Transaction Id:	100004437030
Amount:	3350
Date:	2019-06-14

Buttons for "Go Home" and "Print Slip" are visible. Below the table, there are buttons for "Print Invoice" and "Print Provisional Identity Card". A red arrow points to the "Status" field.

If your status is 'In process' or 'Pending' then please check your account; if account is debitted then contact to help line other wise go for fresh transaction.

“**Failed/Failure**” status shown here for failure transaction (Demo screen was for success transaction).

If the above screen does not come/appear in your browser after transaction or wait for long time or any network error, but account is debitted then contact with help line.

**\*\* Actual screens may not accurate with demo screens.**